


ICA Missouri - PATH Update – SO/SSO [FY2026]

Adult/HoH

Staff: _____ Project Start Date: ____/____/____ Name of Head of Household: _____

Project Name (Enter Data As): _____

Client Record

 Unless specifically required by a funder, clients may use a preferred name (rather than legal name) for HMIS purposes.


Current Living Situation

Date: ____/____/____

Current living situation (Where is the client staying right now?)


- ☐ Place not meant for habitation (e.g., a vehicle, an abandoned building, bus/train/subway station/airport or anywhere outside)
- ☐ Emergency shelter, including hotel or motel paid for with emergency shelter voucher, or RHY funded host home shelter
- ☐ Safe haven
- ☐ Other (specify): _____
- ☐ Worker unable to determine

Date of Engagement

 Record the date of the first time the client expressed an interest in working together on a housing plan. This must be on or after the project start date. Leave blank if the client has not yet expressed an interest in working on a housing plan.

Date of Engagement ____/____/____

PATH Status

 Record the date on which the client's eligibility for PATH was determined, as well as the details about that determination. This date must be on or after the date of engagement. Leave blank if the client's eligibility for PATH has not yet been determined.


Date of Status Determination ____/____/____

Client Became Enrolled in PATH ☐ No ☐ Yes

If no, reason not enrolled


- ☐ Client was found ineligible for PATH
- ☐ Client was not enrolled for other reason(s)
- ☐ Unable to locate client

SSI/SSDI Outreach, Access, and Recovery (SOAR)Connection with SOAR ☐ No ☐ Yes ☐ Client doesn't know ☐ Client prefers not to answer**Client location as of assessment/review date**

 Select the county in which the client is residing (or sleeping at night if unhoused). This field does not need to match the CoC Code above.

Client Location (County) _____

Health InsuranceCovered by Health Insurance ☐ No ☐ Yes ☐ Client doesn't know ☐ Client prefers not to answerMedicaid (MO HealthNet) ☐ No ☐ YesMedicare ☐ No ☐ YesState Children's Health Insurance Program ☐ No ☐ YesVeteran's Health Administration ☐ No ☐ YesEmployer-Provided Health Insurance ☐ No ☐ Yes

 HUD requires that the client be asked about each individual source of health insurance and requires an answer be recorded for each.

Health Insurance obtained through COBRA ☐ No ☐ Yes

Private Pay Health Insurance ☐ No ☐ Yes

State Health Insurance for Adults ☐ No ☐ Yes

Indian Health Services Program ☐ No ☐ Yes

Other (specify): _____ ☐ No ☐ Yes

①

Data Entry Tip:

Remember to end date old records and create new records each time a source of health insurance changes.

Monthly Income

Income from Any Source ☐ No ☐ Yes ☐ Client doesn't know ☐ Client prefers not to answer

Alimony and other spousal support ☐ No ☐ Yes: \$ _____

Child support ☐ No ☐ Yes: \$ _____

Earned income (i.e., employment income) ☐ No ☐ Yes: \$ _____

General Assistance (GA) ☐ No ☐ Yes: \$ _____

Other (specify): _____ ☐ No ☐ Yes: \$ _____

Pension or retirement income from a former job ☐ No ☐ Yes: \$ _____

Private disability insurance ☐ No ☐ Yes: \$ _____

Retirement Income from Social Security ☐ No ☐ Yes: \$ _____

Social Security Disability Insurance (SSDI) ☐ No ☐ Yes: \$ _____

Supplemental Security Income (SSI) ☐ No ☐ Yes: \$ _____

Temporary Assistance for Needy Families (TANF) ☐ No ☐ Yes: \$ _____

Unemployment Insurance ☐ No ☐ Yes: \$ _____

VA Non-Service-Connected Disability Pension ☐ No ☐ Yes: \$ _____

VA Service-Connected Disability Compensation ☐ No ☐ Yes: \$ _____

Worker's Compensation ☐ No ☐ Yes: \$ _____

①

HUD requires that the client be asked about each individual source of income and requires an answer be recorded for each. For any income sources where income is received, the monthly amount must also be recorded.

①

Data Entry Tip:

Remember to end date old records and create new records each time a source of income changes.

Total Monthly Income \$ _____

Non-Cash Benefits

Non-Cash Benefits from Any Source ☐ No ☐ Yes ☐ Client doesn't know ☐ Client prefers not to answer

Supplemental Nutrition Assistance Program (SNAP) (Previously known as Food Stamps) ☐ No ☐ Yes

Special Supplemental Nutrition Program for Women, Infants and Children (WIC) ☐ No ☐ Yes

TANF Child Care services ☐ No ☐ Yes

TANF transportation services ☐ No ☐ Yes

Other TANF-funded services ☐ No ☐ Yes

Other (specify): _____ ☐ No ☐ Yes

①

HUD requires that the client be asked about each individual source of non-cash benefits and requires an answer be recorded for each.

①

Data Entry Tip:

Remember to end date old records and create new records each time a source of non-cash benefit changes.

Disabilities

i If one or more of the options below with an asterisk(*) has been selected, the answer to “disabling condition” must be “yes.”
If none of the answers below with an asterisk(*) has been selected, the answer to “disabling condition” may be “yes” or “no.”

Disability type	Disability determination	If yes, expected to be of long-continued and indefinite duration and substantially impairs ability to live independently?
Alcohol Use Disorder	<input type="checkbox"/> Yes <input type="checkbox"/> No <input type="checkbox"/> DK <input type="checkbox"/> PNTA	<input type="checkbox"/> Yes* <input type="checkbox"/> No <input type="checkbox"/> DK <input type="checkbox"/> PNTA
Both Alcohol and Drug Use Disorders	<input type="checkbox"/> Yes <input type="checkbox"/> No <input type="checkbox"/> DK <input type="checkbox"/> PNTA	<input type="checkbox"/> Yes* <input type="checkbox"/> No <input type="checkbox"/> DK <input type="checkbox"/> PNTA
Chronic Health Condition	<input type="checkbox"/> Yes <input type="checkbox"/> No <input type="checkbox"/> DK <input type="checkbox"/> PNTA	<input type="checkbox"/> Yes* <input type="checkbox"/> No <input type="checkbox"/> DK <input type="checkbox"/> PNTA
Developmental Disability	<input type="checkbox"/> Yes* <input type="checkbox"/> No <input type="checkbox"/> DK <input type="checkbox"/> PNTA	(not applicable)
Drug Use Disorder	<input type="checkbox"/> Yes <input type="checkbox"/> No <input type="checkbox"/> DK <input type="checkbox"/> PNTA	<input type="checkbox"/> Yes* <input type="checkbox"/> No <input type="checkbox"/> DK <input type="checkbox"/> PNTA
HIV/AIDS	<input type="checkbox"/> Yes* <input type="checkbox"/> No <input type="checkbox"/> DK <input type="checkbox"/> PNTA	(not applicable)
Mental Health Disorder	<input type="checkbox"/> Yes <input type="checkbox"/> No <input type="checkbox"/> DK <input type="checkbox"/> PNTA	<input type="checkbox"/> Yes* <input type="checkbox"/> No <input type="checkbox"/> DK <input type="checkbox"/> PNTA
Physical Disability	<input type="checkbox"/> Yes <input type="checkbox"/> No <input type="checkbox"/> DK <input type="checkbox"/> PNTA	<input type="checkbox"/> Yes* <input type="checkbox"/> No <input type="checkbox"/> DK <input type="checkbox"/> PNTA

DK = Client doesn't know; Ref = Client prefers not to answer

Domestic Violence

i “Domestic violence” is utilized here as shorthand for domestic violence, dating violence, sexual assault, stalking or other dangerous or life-threatening conditions that relate to violence against the individual or a family member.

Survivor of Domestic Violence? ☐ No ☐ Yes ☐ Client doesn't know ☐ Client prefers not to answer

If yes, when experience occurred	<input type="checkbox"/> Within the past three months	<input type="checkbox"/> Three to six months ago
	<input type="checkbox"/> From six to twelve months ago	<input type="checkbox"/> More than a year ago
	<input type="checkbox"/> Client doesn't know	<input type="checkbox"/> Client prefers not to answer

If yes, currently fleeing? ☐ No ☐ Yes ☐ Client doesn't know ☐ Client prefers not to answer